



Electrolux
PROFESSIONAL

Premium Preparation 700 mm Sink Unit with 1 Bowl

ITEM # _____

MODEL # _____

NAME # _____

SIS # _____

AIA # _____



133104 (LG716EN)

Sink Unit with 1 bowl
(500x500x300mm), 700mm

Short Form Specification

Item No. _____

The 50mm high worktop in 304 AISI stainless steel, 1,2mm in thickness, is sound-deadened and has an overflow rim and welded corners. Integral rear upstand, h=100mm, with 10mm radius. All-round apron panelling in 304 AISI s/s. Round section legs and feet in 304 AISI stainless steel, 50mm in diameter. Height-adjustable feet (+0-50mm). Single-pressed, sound-deadened bowl mm 500x500x300h with overflow pipe and drain hole (2").

Main Features

- Sturdiness, stability and reliability of table accurately tested.

Construction

- 100 mm upstand with 10 mm radiused corner and 13 mm deep, designed to be used against a wall.
- Round section legs with feet in 304 AISI stainless steel, 50 mm in diameter, adjustable in height by +0/-40 mm.
- 50 mm thick lower shelf, in 304 AISI stainless steel, can be easily slotted into position, 200 mm from the floor.
- Delivered in knock-down package.
- Wide range of taps are available to suit every need.
- Heavy duty construction entirely in AISI 304 stainless steel to offer maximum durability.

Optional Accessories

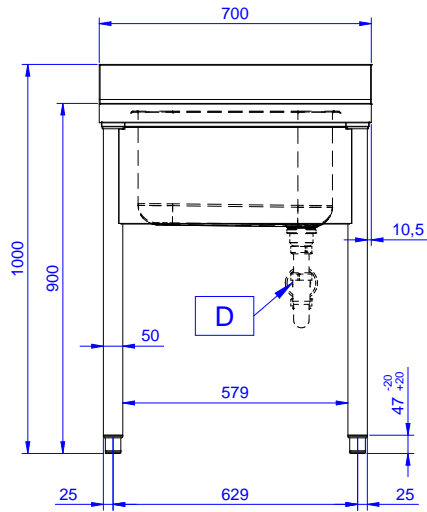
- Set of 4 wheels (2 with brake) d. 100mm PNC 855288
- Elbow operated mixer tap with spout 3/4", single hole PNC 855322
- Elbow operated mixer tap with short spout 3/4", single hole PNC 855323
- Foot operated mixer tap (hot and cold) with spout 3/4" PNC 855328
- Single plastic drain syphon 2" for Sinks PNC 895313

APPROVAL: _____

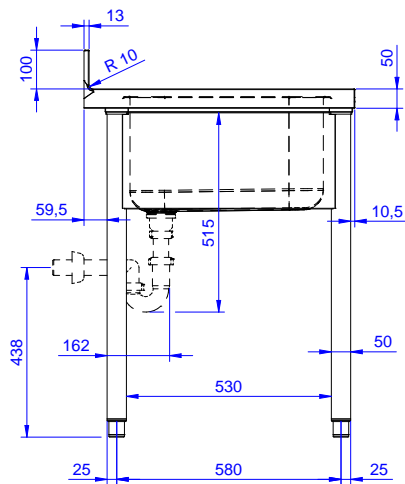


Experience the Excellence
www.electroluxprofessional.com

Front

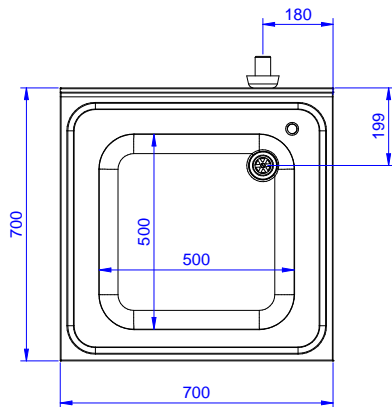


Side



D = Drain

Top



Key Information:**External dimensions,
Width:**

133104 (LG716EN) 700 mm

**External dimensions,
Depth:**

700 mm

**External dimensions,
Height:**

900 mm

**Upstand Dimensions,
Height:**

100 mm

**Upstand Dimensions,
Depth:**

13 mm

**Upstand Dimensions,
Radius:**

R=10

Bowls number

1

Bowl dimensions

500x500xH300

Worktop thickness:

50 mm

Net weight:

20 kg